


# KEY POINTS

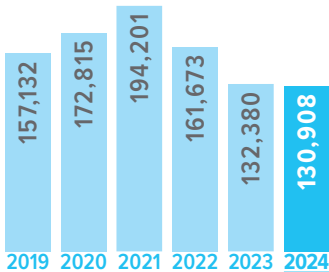
## OF THE 2024 ILLINOIS HOUSING MARKET



**Annual  
closed sales**  
130,908 in 2024




**-1.1%**  
compared to 2023



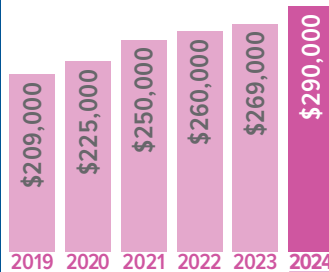
**-16.7%** compared to 5 years ago



**Annual median  
sales price**  
\$290,000 in 2024



**+7.8%**  
compared to 2023



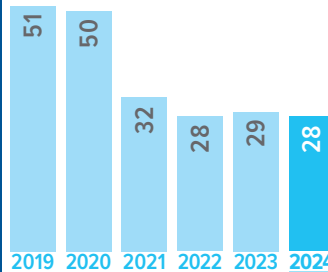
**+38.8%** compared to 5 years ago



**Average days on  
market until sale**  
28 in 2024




**-3.4%**  
compared to 2023



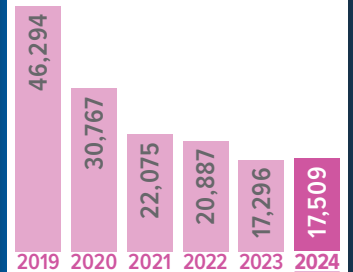
**-45.1%** compared to 5 years ago



**Inventory of  
homes for sale**  
17,509 in DEC. 2024



**+1.2%**  
compared to Dec. 2023\*



**-62.2%** compared to 5 years ago

\*Inventory totals reflect December of each year

### Home Prices Climb as Sales and Inventory Remain Lower



**ILLINOIS  
REALTORS®**

Take advantage of the unique opportunities in today's housing market.  
Talk to a **REALTOR®**, the local market expert.

Illinois REALTORS® Market Stats [www.IllinoisRealtors.org/Marketstats](http://www.IllinoisRealtors.org/Marketstats)

Powered by MarketStats by ShowingTime