



KEY POINTS OF THE 2017 ILLINOIS HOUSING MARKET:

Faster Home Sales and at Higher Prices

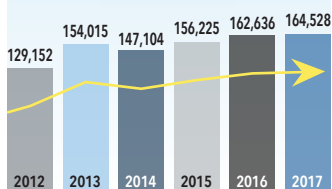


Annual Closed Sales

164,528 in 2017

+1.2%

compared to 2016



+27% compared to five years ago

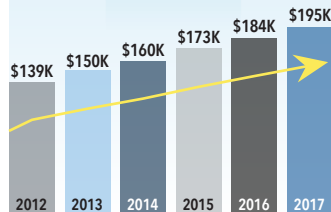


Annual Median Sales Price

\$195,000 in 2017

+6.0%

compared to 2016



+40% compared to five years ago

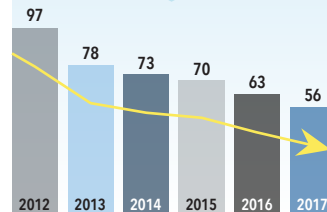


Average Days on Market Until Sale

56 in 2017

-11.1%

compared to 2016



-42% compared to five years ago

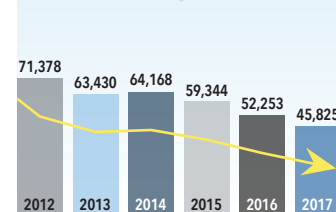


Inventory of Homes for Sale

45,825 in 2017

-12.3%

compared to 2016



-36% compared to five years ago



Take advantage of the unique opportunities in today's housing market.
Talk to a REALTOR®, the local market expert.

Illinois REALTORS® Market Stats www.IllinoisRealtors.org/Marketstats
Powered by MarketStats by ShowingTime

Illinois REALTORS®
"The Voice for Real Estate in Illinois"
www.IllinoisRealtors.org

